

CREATORS
 TECHNOLOGY PERSONAL
 LEADERS DESIGN
 EXPERIENCED
 INNOVATION PRECISION



LINEAR MACHINES

Innovative technology,
 designed & manufactured
 in the **UK and USA** for
 specialised automated filling,
 packaging and wrapping solutions
 to increase productivity.



CWM Automation Ltd

Longwood Road
 Corringham Rd. Industrial Estate
 Gainsborough
 Lincolnshire DN21 1QB

Tel: **+44 (0)1427 614222**

Email: sales@cwm-automation.com

www.cwm-automation.com

Part of Hexadex Ltd

The Old Court House
 24 Market Street
 Gainsborough
 Lincolnshire DN21 2BE

Tel: **+44 (0)1427 676700**

Email: enquiries@hexadex.com

LINEAR MACHINES

MACHINE SPECS

CWM Automation produce the highest quality packaging machinery and have provided innovative solutions to many successful companies.



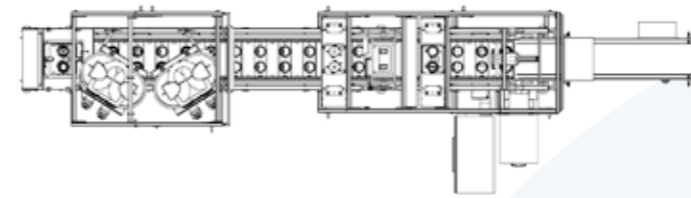
CWM Automation offers a wide range of highly flexible Rotary container filling, heat sealing and lidding machines. Manufactured from stainless steel, each rotary machine is meticulously designed and built to suit each customer's exact requirements. All machine operations are servo driven.

Product and packaging change-overs can be carried out in under ten minutes using the CWM quick change parts format.

Open construction and easy access make CWM's Linear machines operator-friendly and innovative hygienic designs allow easy cleaning.

MACHINE OPTIONS

- Automatic Cup Loader with optional turnover / cup clean facility
- Wet or Dry Products
- Interchangeable nozzles types
- Servo operated Fill Lift for decorative filling technique
- Date Coder Integration
- Rotary Accumulation Table
- Filler Drive Options: Servo/Pneumatic
- CIP - Clean in Place
- Product Tank Agitation
- Tank Level Probe
- On-screen real time adjustment of all machine settings
- Bespoke outfeed conveyor configurations
- End of Line Robotics & Case Packing

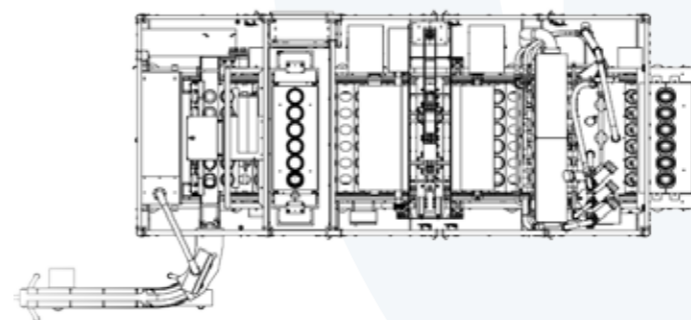
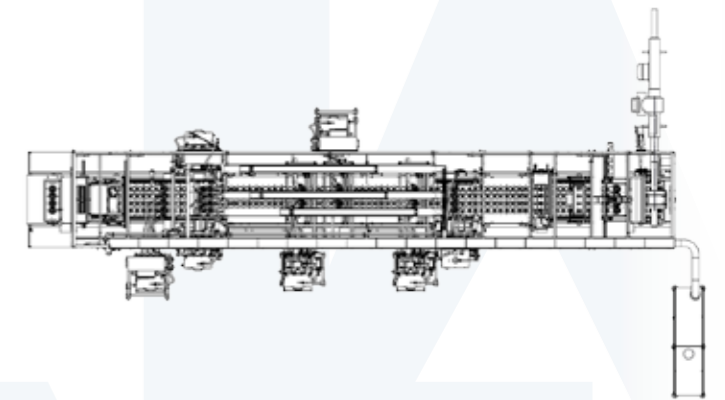


CWM100L

Max Pot Diameter:	135mm
Max Pot Depth:	140mm
Max Fill Volume:	1000ml
Machine Output up to:	100 pots/minute

CWM200L

Max Pot Diameter:	105/135mm
Max Pot Depth:	140mm
Max Fill Volume:	1000ml
Machine Output up to:	200 pots/minute



CWM300L

Max Pot Diameter:	105/135mm
Max Pot Depth:	140mm
Max Fill Volume:	1000ml
Machine Output up to:	300 pots/minute

CWM400L

Max Pot Diameter:	105/135mm
Max Pot Depth:	140mm
Max Fill Volume:	1000ml
Machine Output up to:	400 pots/minute

