

CREATORS  
TECHNOLOGY PERSONAL  
LEADERS DESIGN  
EXPERIENCED  
INNOVATION PRECISION



ROTARY MACHINES



**CWM Automation Ltd**

Longwood Road  
Corringham Rd. Industrial Estate  
Gainsborough  
Lincolnshire DN21 1QB

Tel: **+44 (0)1427 614222**

Email: [sales@cwm-automation.com](mailto:sales@cwm-automation.com)

[www.cwm-automation.com](http://www.cwm-automation.com)

**Part of Hexadex Ltd**

The Old Court House  
24 Market Street  
Gainsborough  
Lincolnshire DN21 2BE

Tel: **+44 (0)1427 676700**

Email: [enquiries@hexadex.com](mailto:enquiries@hexadex.com)

Innovative technology,  
designed & manufactured in  
the **UK and USA** for specialised  
automated filling, packaging and  
wrapping solutions to increase productivity.

# ROTARY MACHINES

# MACHINE SPECS

CWM Automation produce the highest quality packaging machinery and have provided innovative solutions to many successful companies.



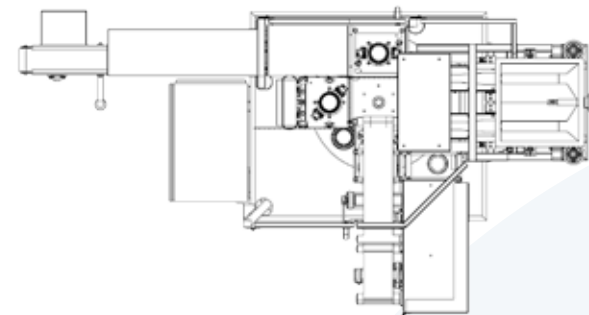
CWM Automation offers a wide range of highly flexible Rotary container filling, heat sealing and lidding machines. Manufactured from stainless steel, each rotary machine is meticulously designed and built to suit each customer's exact requirements. All machine operations are servo driven.

Product and packaging change-overs can be carried out in under ten minutes using the CWM quick change parts format.

Open construction and easy access make CWM's Rotary machines operator-friendly and innovative hygienic designs allow easy cleaning.

## MACHINE OPTIONS

- Automatic Cup Loader with optional turnover / cup clean facility
- Up to 3 filling stations
- Filler Drive Options: Servo, Pneumatic or Mechanical
- Wet or Dry Products
- CIP - Clean In Place
- Interchangeable nozzle types
- Product Tank Agitation
- Tank Level Probe
- Double Skin Tank
- Servo operated Fill Lift for decorative filling techniques
- On-screen real time adjustment of all machine settings
- Date Coder
- Bespoke outfeed conveyor configurations
- Rotary Accumulation Table

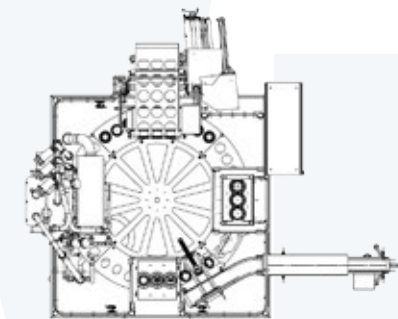
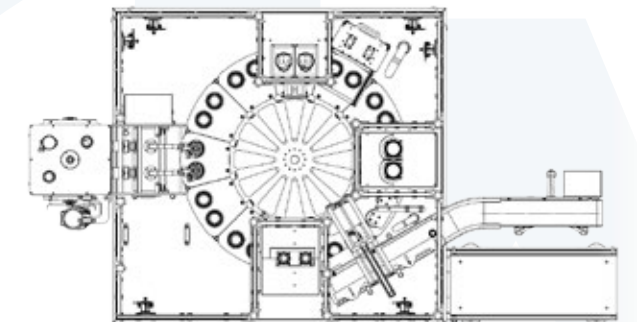


### CWM50R

<b>Max Pot Diameter:</b>	135mm
<b>Max Pot Depth:</b>	140mm
<b>Max Fill Volume:</b>	1000ml
<b>Machine Output up to:</b>	50 cups/minute

### CWM100R

<b>Max Pot Diameter:</b>	105/135mm
<b>Max Pot Depth:</b>	140mm
<b>Max Fill Volume:</b>	1000ml
<b>Machine Output up to:</b>	100 cups/minute

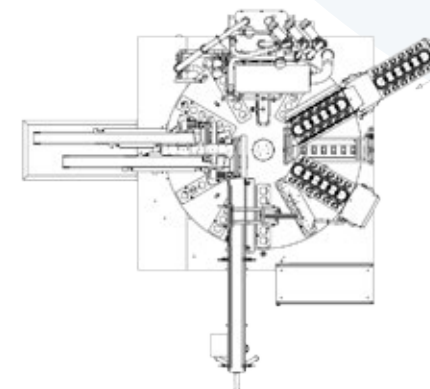
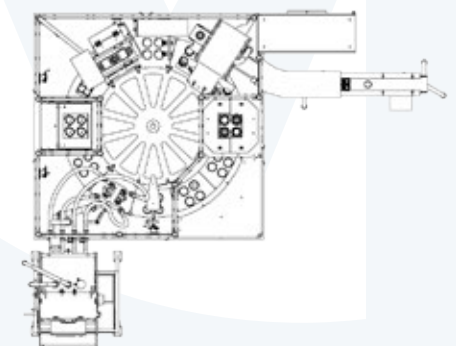


### CWM200R

<b>Max Pot Diameter:</b>	105/135mm
<b>Max Pot Depth:</b>	140mm
<b>Max Fill Volume:</b>	1000ml
<b>Machine Output up to:</b>	200 cups/minute

### CWM150R

<b>Max Pot Diameter:</b>	105/135mm
<b>Max Pot Depth:</b>	140mm
<b>Max Fill Volume:</b>	1000ml
<b>Machine Output up to:</b>	150 cups/minute



### CWM300R

<b>Max Pot Diameter:</b>	105/135mm
<b>Max Pot Depth:</b>	140mm
<b>Max Fill Volume:</b>	1000ml
<b>Machine Output up to:</b>	300 cups/minute